



or




0248043888

WEEK ENDING.....18/11/2022.....






SUBJECT...GHANAIAN LANGUAGE.

REFERENCE: SYLLABUS(CRDD.2007), GHAN. LANG.FOR JHS

FORM.....BASIC 8.....WEEK.....10.....

<u>DAY/DURATION</u>	<u>TOPIC/SUB- TOPIC/ASPECT</u>	<u>OBJECTIVES/R.P. K</u>	<u>TEACHER- LEARNER ACTIVITIES</u>	<u>T/L MATERIALS</u>	<u>CORE POINTS</u>	<u>EVALUATION AND REMARKS</u>
MONDAY 14-11-2022 1:20PM – 2:40PM 80min	Aspect; READING AND LITERATURE Topic; WRITTEN LITERATURE POETRY	Objective; By the end of the lesson the Pupil will be able to; write simple stories, poems on contemporary issues. RPK Pupils can tell stories and recite poems.	Introduction Through questions and answers, introduce the lesson. Activities <ol style="list-style-type: none">1. Discuss the steps to follow when writing a story or a poem with the Pupils.2. Write a sample of story or Poem on the chalkboard for	Word Chart, Sentence Cards, letter cards	 <ol style="list-style-type: none">1. Decide what you want to write about.2. Determine the best format for your topic.3. Explore words, rhymes, and rhythm.4. Write the poem.5. Edit what you've written	Students in groups choose a topic and write a simple story or play on it and present to class.

			<p>Pupils to observe.</p> <p>3. Individual Pupils are to be guided to write simple stories and poems.</p> <p>Closure Assist Pupils to read and recite their stories and Poems to the class.</p>			
<p>WEDNESDAY</p> <p>16-11-2022</p> <p>8:05AM – 9:15AM 70min</p>	<p>Aspect; WRITING AND COMPOSITION</p> <p>Topic; ARGUMENTATIVE WRITING</p>	<p>Objective; By the end of the lesson the Pupil will be able to;</p> <p>write arguments for or against motions.</p> <p>RPK Pupils have been writing argumentative essays.</p>	<p>Introduction Review Pupils knowledge on the previous lesson.</p> <p>Activities</p> <ol style="list-style-type: none"> 1. Give a topic or an issue to Pupils to write an argumentative essay about. 2. Group Pupils into two parts and assign either against or for a motion on a given topic to write. 3. One representative 		<p>How to write an argumentative essay;</p> <ol style="list-style-type: none"> 1. Introduce the problem. 2. Explain your perspective. 3. Explain your opponent's perspective. Refute their points one-by-one as you go. 4. Present your evidence. 5. Conclude your argument. 6. Introduce the problem. 7. Explain your opponent's perspective first. 8. Explain your perspective. 	<p>Students write arguments for or against a proposition agreed on by the class.</p> <p>REMARKS</p>

			<p>from each group to read their essay to the class.</p> <p>Closure Through questions and answers, conclude the lesson.</p>		<div><h3>How to Write an Argument</h3><div><div><p>1. Choose a Topic</p></div><div><p>2. Take a Position</p></div><div><p>3. Gather Evidence</p></div><div><p>4. Present Argument Logically</p></div><div><p>5. Provide Counterarguments</p></div><p>ThoughtCo.</p></div></div>	
--	--	--	--	--	--	--