

EaD Comprehensive Lesson Plans



or



0248043888

<https://www.TeachersAvenue.net>

<https://TrendingGhana.net>

<https://www.mcgregorinriis.com>

NAME OF TEACHER:

WEEK ENDING...28-04-2023.....

NUMBER ON ROLL:

SUBJECT...HOME ECONOMICS



DURATION:

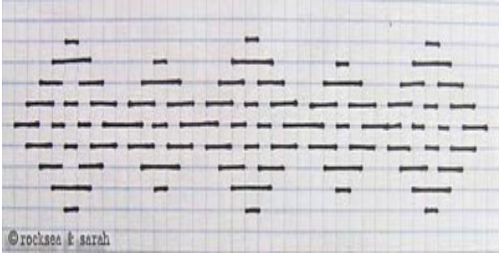
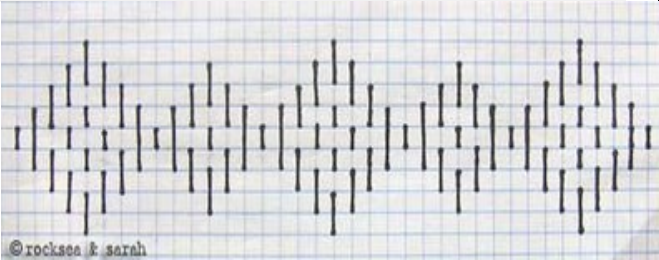
REFERENCE...SYLLABUS(CRDD,2007), HOME ECONS FOR JHS

FORM.....BASIC 9.....

WEEK.....4.....

<u>DAY/DURATION</u>	<u>TOPIC/SUB-TOPIC/ASPECT</u>	<u>OBJECTIVES/R. P. K</u>	<u>TEACHER-LEARNER ACTIVITIES</u>	<u>T/L MATERIALS</u>	<u>CORE POINTS</u>	<u>EVALUATION AND REMARKS</u>
TUESDAY 25-04-2023	Topic; Renovation and remodeling Articles Sub-Topic; Importance of darning	By the end of the lesson the Pupil will be able to; Explain the usefulness of darning. RPK Pupils have already been taught the steps involved in darning.	Introduction Through questions and answers, review Pupils knowledge on the previous lesson. Activities; 1. Pupils brainstorm to identify the purposes of darning. 2. Assist Pupils to explain 5	Sewing machine, Pictures, Charts, Video	Importance of Darning; ✓ Darning is used to prolong the life of a garment out of necessity, social, economic, sentimental reasons, thrift, on principle or belief. ✓ Darning implies that the original fabric is replaced, recreated, replicated or rewoven.	Exercise; Explain 5 importance of Darning.

			<p>importance of darning.</p> <p>Closure; Reflect on the usefulness of darning clothes.</p>			
<p>THURSDAY</p> <p>27-04-2023</p>	<p>Topic; Renovation and remodeling Articles</p> <p>Sub-Topic; Pattern Darning</p>	<p>Objective By the end of the lesson the Pupil will be able to;</p> <p>Describe the processes involved in pattern darning</p> <p>RPK Pupils were taught lesson on Pattern darning in basic 8</p>	<p>Introduction Assist Pupils to differentiate between patching and darning.</p> <p>Activities;</p> <ol style="list-style-type: none"> 1. Discuss the processes involved in pattern darning. 2. Demonstrate the processes involved in Pattern darning. 3. Assist Pupils to practice 		<p>Pattern darning</p> <p>Pattern darning is a simple and ancient embroidery technique in which contrasting thread is woven in-and-out of the ground fabric using rows of running stitches which reverse direction at the end of each row.</p>  <p>Deciding on a horizontal or vertical pattern-</p>	<p>Exercise; Outline the processes involved in Pattern darning.</p> <p>REMARKS</p>

			<p>Pattern darning.</p> <p>Closure; Discuss the importance of darning with the Pupils.</p>	<p>A pattern can be done either horizontally or vertically.</p>  	
--	--	--	---	---	--

Name of Teacher:

School:

District: