









## *EaD Comprehensive Lesson Plans*

 or  0248043888  
<https://www.TeachersAvenue.net>  
<https://TrendingGhana.net>  
<https://www.mcgregorinriis.com>

**BASIC 8**

**WEEKLY LESSON PLAN – WEEK 4**

Strand:	Environment		Sub-Strand:	Understanding our Natural World	
Content Standard:	B8.1.2.1 Demonstrate understanding of disasters and their management				
Indicator (s)	B8.1.2.1.1. Discuss natural disasters		Performance Indicator: Learners can identify examples of natural disasters.		
Week Ending	28-04-2023				
Class	B.S.8	Class Size:		Duration:	
Subject	Social Studies				
Reference	Social Studies Curriculum, Teachers Resource Pack, Learners Resource Pack, Textbook.				
Teaching / Learning Resources	Poster, Word Chart, Pictures, Power Point Presentation, Video		Core Competencies:	• Critical Thinking and Problem Solving  Communication and Collaboration.	
DAY/DATE	PHASE 1 : STARTER	PHASE 2: MAIN			PHASE 3: REFLECTION
MONDAY  24-04-2023	Learners brainstorm to explain the meaning of keywords and terminologies in the lesson.  Keywords; <ul style="list-style-type: none"><li>Disaster</li><li>Flooding</li><li>Rainstorm</li><li>Damage</li><li>Drought</li><li>Natural</li><li>Avalanche.</li></ul>	<ol style="list-style-type: none"><li>Discuss with Learners about the meaning of “Natural Disaster:</li><li>Assist Learners to identify 5 examples of Natural Disaster.</li><li>Show video and Pictures of examples of Natural disasters.</li></ol> <p><b>Natural Disaster;</b></p> <p>A natural disaster is "the negative impact following an actual occurrence of natural hazard in the event that it significantly harms a community.</p> <p><b>Examples of Natural Disasters;</b></p> <ul style="list-style-type: none"><li>❖ Avalanche</li><li>❖ coastal flooding</li><li>❖ cold wave</li><li>❖ drought</li><li>❖ Earthquake</li><li>❖ Hail</li><li>❖ heat wave</li><li>❖ hurricane (tropical cyclone)</li><li>❖ ice storm</li></ul>			Learners brainstorm to identify examples of Natural Disasters that occur in Ghana.  <b>Exercise;</b> <ol style="list-style-type: none"><li>What is Natural Disaster?</li><li>State 3 examples of Natural Disasters.</li></ol>

		<div><div><div>❖ Landslide</div><div>❖ Lightning</div><div>❖ riverine flooding</div><div>❖ strong wind</div><div>❖ tornado</div><div>❖ Typhoon</div><div>❖ Tsunami</div><div>❖ volcanic activity</div><div>❖ Wildfire</div><div>❖ winter weather.</div></div><div><div>NATURAL DISASTERS</div><div><div>Tornado</div><div>Flood</div><div>Wildfire</div><div>Earthquake</div><div>Drought</div><div>Tsunami</div><div>Landslide</div><div>Typhoon</div></div></div></div>	
<div>FRIDAY</div> <div>28-04-2023</div>	<div>Review Learners knowledge on the previous lesson.</div>	<div><div><div><div>1. Discuss causes of flooding in some cities of Ghana.</div><div>2. Learners brainstorm to explain the effects of Natural Disasters on the country.</div><div>3. Assist Learners to identify 5 measures to prevent some Natural Disasters.</div><div>4. Individual Learners brainstorm to identify stakeholders responsible for taking measures to prevent Natural Disasters in our communities.</div></div><div><div>Causes of flooding</div><div><div><div>• Introduction. Precipitation. Drainage basins. Climate.</div><div>• Snowmelt Runoff.</div><div>• Rainfall.</div><div>• Ice Jams. Anecdotes.</div><div>• Catastrophic Outbursts.</div><div>• Coastal Storms. Tsunami. Cyclones and hurricanes. When hurricanes travel inland.</div><div>• Urban Stormwater Runoff.</div><div>• Dam Failure.</div></div><div><div>➤ Major cause of flooding in Ghana.</div></div><div><div>Poor drainage systems</div><div>The drains and gutters constructed are not large enough to ensure easy flow of water. The result is that when the rains fall heavily, there is an overflow of water, even in areas considered to be dry.</div></div></div></div></div></div>	<div>Learners in small groups discuss about the major cause of flooding in Ghana and how to prevent flooding.</div> <div>Each group to report on their findings.</div>



***Name of Teacher:***

***School:***

***District:***