

EaD Comprehensive Lesson Plans



or



0248043888

<https://www.TeachersAvenue.net>

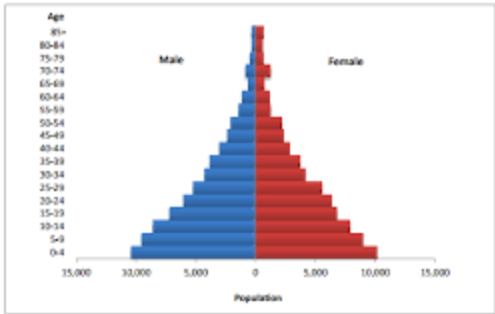
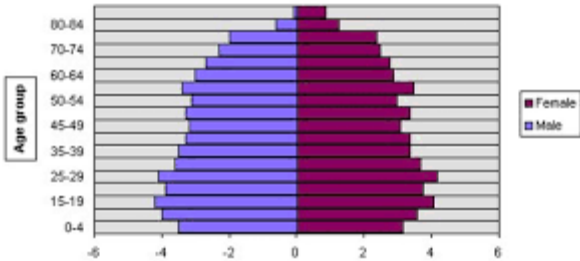
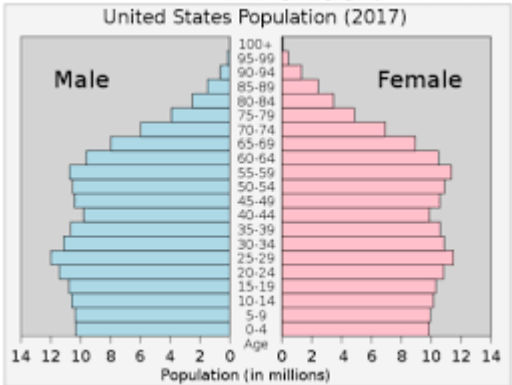
<https://TrendingGhana.net>

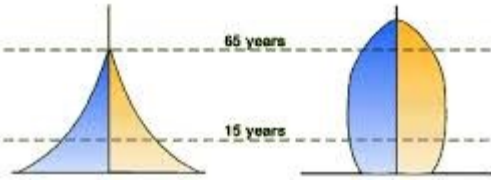
<https://www.mcgregorinriis.com>

BASIC 8

WEEKLY LESSON PLAN – WEEK 5

Strand:	Family Life		Sub-Strand:		Population	
Content Standard:	B8.2.2.1 Analyze population structure in Ghana and its related issues					
Indicator (s)	B8.2.2.1.1. Compare the population structure of high- income and middle/low income countries			Performance Indicator: Learners can sketch the Population structure of their school.		
Week Ending	05-05-2023					
Class	B.S.8	Class Size:		Duration:		
Subject	Social Studies					
Reference	Social Studies Curriculum, Teachers Resource Pack, Learners Resource Pack, Textbook.					
Teaching / Learning Resources	Poster, Chart, Pictures, Power Point Presentation, Video			Core Competencies:	• Critical Thinking and Problem Solving Communication and Collaboration.	
DAY/DATE	PHASE 1 : STARTER	PHASE 2: MAIN				PHASE 3: REFLECTION
MONDAY 01-05-2023	Discuss the meaning of Population Structure with the Learners.	<div>1. Assist Learners to sketch the population structure of the school.</div> <div>2. Discuss the meaning of “Population Pyramid” with the Learners using a chart as a reference.</div> <div>3. Show Learners video and pictures of the structure of Ghana’s population set out in a Population Pyramid.</div> <div>Population Pyramid;</div> <div>A population pyramid or "age-sex pyramid" is a graphical illustration of the distribution of a population by age groups and sex; it typically takes the shape of a pyramid when the population is growing.</div>				Learners in small groups practice sketching the Population structure of Ghana. Exercise; <div>1. Draw the Population Structure of Ghana.</div> <div>2. Explain “Population Pyramid”.</div>

		<p>Figure 2.3: Population pyramid</p>  <p>Source: Ghana Statistical Service, 2010 Population and Housing Census</p> <p>Ghana is ranked 132nd in terms of urbanization. The Sex Ratio in Ghana in 2021 is 102.81 males per 100 females. There are 16.09 million males and 15.65 million females in Ghana. The percentage of female population is 49.31% compare to 50.69% male population.</p>	
<p>FRIDAY</p> <p>05-05-2023</p>	<p>Review Learners knowledge on the previous lesson.</p>	<ol style="list-style-type: none"> 1. Show Learners pictures of the Population Structure of some high-income country in the world, for example China, Japan, Canada. 2. Assist Learners to compare the Population Structure of Ghana and any high-income country in the world. 3. Discuss the difference in the shapes of Population Pyramid of low or middle-income countries <p>Population Pyramid of a developed and high-income country;</p> <p>Population Pyramid for a Developed country</p>  <p>United States Population (2017)</p> 	<p>Through questions and answers, conclude the lesson.</p> <p>Exercise;</p> <p>State 5 reasons why the shape of the Population Pyramid of low-income countries different from that of high-income countries.</p>

		<div><div>Pyramid A</div><div>Typical of Developing Countries High Death Rate High Birth Rate Low Life Expectancy</div></div> <div><div>Pyramid B</div><div>Typical of Developed Countries Low Death Rate Lower Birth Rate Longer Life Expectancy</div></div> <div></div> <td></td>	
--	--	---	--

Name of Teacher:

School:

District: