

EaD Comprehensive Lesson Plans



or



0248043888

<https://www.TeachersAvenue.net>

<https://TrendingGhana.net>

<https://www.mcgregorinriis.com>

BASIC 8

WEEKLY LESSON PLAN – WEEK 6

Strand:	Creative Arts		Sub-Strand:	Creative Arts	
Content Standard:	B8. 2.2.1. Demonstrate the ability to apply the concept of the design process (idea development) to produce and display own creative and expressive art-forms that reflect a range of different times and cultures.				
Indicator (s)	B8. 2.2.1.2 Plan and display own and others’ artworks that reflect the history, cultures, physical and social environment. B8. 2.2.1.3 Organise an appreciation and appraisal of own and others artworks, that reflect the history, cultures, physical and social environment		Performance Indicator: Learners can create artworks to reflect physical and social environment.		
Week Ending	12-05-2023				
Class	B.S.8	Class Size:		Duration:	
Subject	Creative Art and Design				
Reference	Creative Arts Curriculum, Teachers Resource Pack, Learners Resource Pack.				
Teaching / Learning Resources	Poster, Pictures, Video, Drawing Book, Pencil, colours		Core Competencies:	<ul style="list-style-type: none">• Communication and Collaboration• Critical Thinking Creativity and Innovation	
DAY/DATE	PHASE 1 : STARTER	PHASE 2: MAIN			PHASE 3: REFLECTION
TUESDAY 09-05-2023	Through questions and answers, introduce the lesson.	<div>1. Discuss the meaning of physical and Social environment with the Learners.</div> <div>2. Show Pictures and video of or Ghanaian Artworks that reflect our history and culture.</div> <div>3. Learners brainstorm to create their own artworks that reflect on physical and social environment.</div> <div>Physical Environment;</div> <div>The Physical Environment refers to the external surroundings and conditions in which we live and which influence a person's health. The physical environment comprises all the different factors of nature, including air, trees, natural vegetation, lakes, and the ocean.</div> <div>Social environment</div>			<div>Reflect on how to create artworks to reflect social and physical environment.</div> <div>Exercise;</div> <div>1. What are Physical and Social Artworks?</div> <div>2. State 5 examples of Artworks that reflect the physical</div>

It includes the culture that the individual was educated or lives in, and the people and institutions with whom they interact.

A **social environment** includes the values, beliefs, customs, and practices of a group of people. A **business** is subject to an external **social environment** and also its own internal **social environment**. ... **Businesses** that fail to adapt to **social** preferences related to their goods and services will fail.



Examples of Artworks that reflect on physical Environment;



Examples of Artwork that reflect on Social environment;

and social environment.

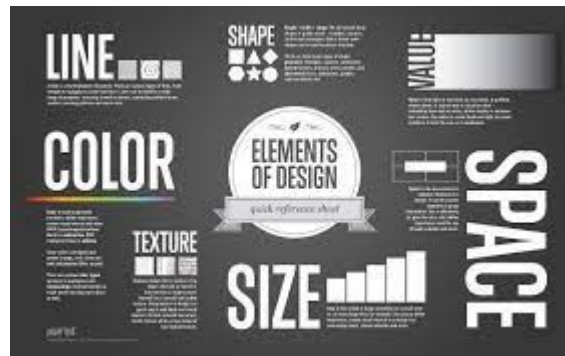


WEDNESDAY

10-05-2023

Review Learners knowledge on the elements and Principles of design.








1. Assist learners to identify examples of elements of design and principles of design.
2. Learners brainstorm to explain how the elements and principles of design can be used to make artworks beautiful.
3. Discuss the techniques for interpreting artworks with the Learners.



Through questions and answers, conclude the lesson.

Practical;

Create an artwork applying the elements and principles of design

The Principles of Design (how to use the tools to make art)		
Pattern		A regular arrangement of alternated or repeated elements (shapes, lines, colours) or motifs.
Contrast		The juxtaposition of different elements of design (for example, rough and smooth texture, dark and light colour) in order to highlight their differences and to create visual interest, or a focal point.
Emphasis		Special attention (emphasis) given to one part of a work of art (for example, a dark shape in a light composition). Emphasis can be achieved through placement, contrast, colour, size, repetition, or line to focal point.
Balance		A feeling of balance results when the elements of design are arranged asymmetrically or symmetrically to create the impression of stability or weight or equilibrium.
Proportion/Scale		The relationship between objects with respect to size, similarity, and so on, including the relation between parts of a whole.
Harmony		The arrangement of elements to give the viewer the feeling that all the parts of the piece form a coherent whole.
Rhythm/Movement		The use of recurring elements to lead the viewer's eye through the artwork. There are five kinds of rhythm: random, regular, alternating, progressive, and flowing. The eye is attracted and directed by the elements and their repetition, and the viewer's eye is drawn to the elements, and the viewer's eye is drawn to the elements.

How to Analyze Art

1. What Do You See in Terms of the Visual Elements?
2. What Are the Main Focal Points and Any Other Key Features?
3. What Path Do Your Eyes Take Around the Painting?
4. How Is Everything Connected?
5. What Is the Dominant Colour Harmony?
6. Is There a Strong Notan Structure?

Name of Teacher:

School:

District: