

EaD Comprehensive Lesson Plans



or



0248043888



<https://www.TeachersAvenue.net>


<https://TrendingGhana.net>

<https://www.mcgregorinriis.com>

BASIC 8

WEEKLY LESSON PLAN – WEEK 8

Strand:	Creative Arts (Dance and Drama)		Sub-Strand:	Creative and Aesthetic Expression	
Content Standard:	B8. 2.2.3. Demonstrate how to apply the concept of design process (Idea development) to produce and display own creative and expressive art-forms that reflect a range of different times and cultures				
Indicator (s)	B8.2.2.3.7 Design and produce own dance and drama that reflect a range of different times and cultures.		Performance Indicator: Learners can create their dance moves to reflect the culture of their Community.		
Week Ending	26-05-2023				
Class	B.S.8	Class Size:		Duration:	
Subject	Creative Art and Design				
Reference	Creative Arts Curriculum, Teachers Resource Pack, Learners Resource Pack.				
Teaching / Learning Resources	Poster, Pictures, Video, Drawing Book, Pencil, colours		Core Competencies:	<ul style="list-style-type: none">• Communication and Collaboration• Critical Thinking• Creativity and Innovation	
DAY/DATE	PHASE 1 : STARTER	PHASE 2: MAIN			PHASE 3: REFLECTION
TUESDAY 23-05-2023	Learners brainstorm to identify who an “Artiste” is in dance and drama.	<div>1. Assist Learners to identify examples of dance and drama artistes in their Ghana.</div> <div>2. Discuss the artworks of the dance and drama artistes identified in Ghana.</div> <div>3. Assist Learners to model the artworks of the identified dance and drama artistes.</div> <div>Examples of Dance and Drama Artistes in Ghana;</div> <div><div></div><div></div></div>			<div>Reflect on the role of dance and drama artistes in the entertainment industry of Ghana.</div> <div>Exercise</div> <div>Write the names of 10 dance and drama artistes in Ghana.</div>

		<ul style="list-style-type: none">• Incredible Zigi• DanceGod Lloyd• AfroBeast• Mr Drew• Real Cesh 	
WEDNESDAY 24-05-2023	Through questions and answers, review Learners knowledge on the previous lesson.	<ol style="list-style-type: none">1. Assist Learners to create their own dance moves.2. Learners brainstorm to model others dance artworks.3. Assist Learners to role play a drama on a given theme or topic. <p>How to choreograph a dance</p> <ol style="list-style-type: none">1. Study the Music.2. Watch the Pros.3. Plan for Audience and Venue.4. Think About Dance Style.5. Focus on the Basic Elements.6. Don't Start at the Beginning.7. Try Choreographing Without Music.8. Embrace Post-Modernism	Learners in small groups to rehearse on dance moves.



Name of Teacher:

School:

District: