

## EaD Comprehensive Lesson Plans

<b>Strand:</b>	Design	<b>Sub-Strand:</b>	Drawing, shading, colouring and modeling for design
----------------	--------	--------------------	---



or



**0248043888**


<https://www.TeachersAvenue.net>


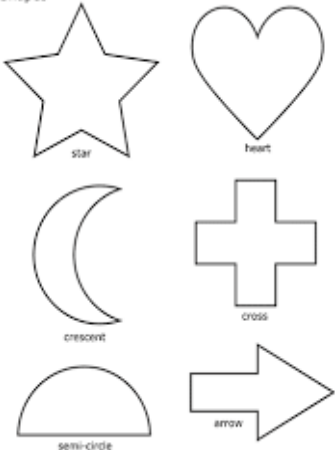

<https://TrendingGhana.net>

<https://www.mcgregorinriis.com>

**BASIC 7**

**WEEKLY LESSON PLAN – WEEK 7**

<b>Content Standard:</b>	B7/JHS1 1.2.1. Demonstrate understanding and use of (outline drawing, shading, colouring) and modeling media and techniques for creative expression of design ideas.				
<b>Indicator (s)</b>	B7/JHS1 1.2.1.3 Demonstrate ability to generate design ideas and develop models of simple shapes and forms for appreciation and display.		<b>Performance Indicator:</b> Learners can develop models of simple shapes.		
<b>Week Ending</b>	<b>17-11-2023</b>				
<b>Class</b>	B.S.7	<b>Class Size:</b>		<b>Duration:</b>	
<b>Subject</b>	Creative Art and Design				
<b>Reference</b>	Creative Art Curriculum, Teachers Resource Pack, Learners Resource Pack, Textbook.				
<b>Teaching / Learning Resources</b>	Cardboard, Styrofoam, pulp paper, clay		<b>Core Competencies:</b>	<ul style="list-style-type: none"><li>• Creativity and Innovation</li><li>• Critical Thinking and Problem Solving.</li></ul>	
<b>DAY/DATE</b>	<b>PHASE 1 : STARTER</b>	<b>PHASE 2: MAIN</b>			<b>PHASE 3: REFLECTION</b>
<b>MONDAY</b>	Show Learners video and Pictures of models of simple shapes.	<div>1. Assist Learners to identify simple products and generate drawings to illustrate templates for creating models of simple shapes and forms using cardboard, Styrofoam, pulp paper and clay.</div> <div>2. Individual Learners to create models of simple shapes and forms for appreciation and sharing.</div> <div><b>Examples of Simple shapes;</b><ul style="list-style-type: none"><li>• a point</li><li>• a line</li><li>• a curve</li><li>• a plane</li><li>• a plane figure (e.g. square or circle)</li><li>• a solid figure (e.g. cube or sphere).</li></ul></div> <div></div>			Through questions and answers, conclude the lesson.

		<div>Fun Shapes</div>  <div>copyright 2016 www.kitapotea.com</div>	<div>Shapes</div>  <div>copyright 2016 www.kitapotea.com</div>	
<b>THURSDAY</b>	Review Learners knowledge on the previous lesson.	<ol style="list-style-type: none"> <li>1. Demonstrate developing own drawings of templates</li> <li>2. Assist learners to build on templates to create simple shapes and forms.</li> <li>3. Individual Learners to create their own simple shapes</li> </ol>		Appreciate, appraise and give feedback on Learners works.

Name of Teacher:

School:

District: