

EaD Comprehensive Lesson Plans

Strand:	Systems	Sub-Strand:	The Solar System
----------------	---------	--------------------	------------------



or



0248043888

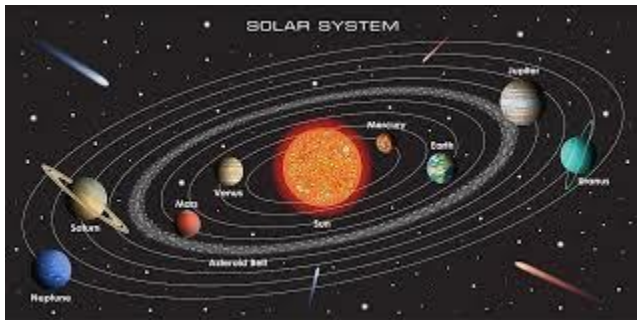
<https://www.TeachersAvenue.net>

<https://TrendingGhana.net>

<https://www.mcgregorinriis.com>

BASIC 7

WEEKLY LESSON PLAN – WEEK 2

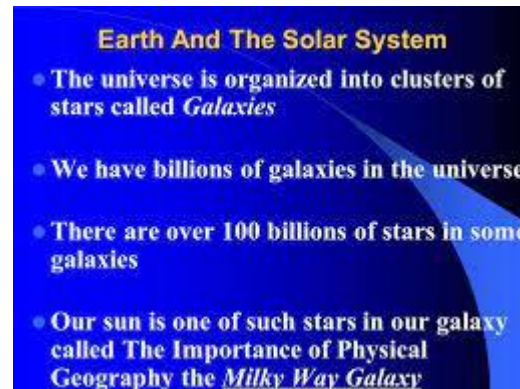
Content Standard:	B7.3.2.1 Demonstrate knowledge of the inner planets of the solar system and understand their movement in the system				
Indicator (s)	B7.3.2.1.1 identify the inner planets of the solar system and describe their properties B7.3.2.1.2 Discuss the properties and the relative motions of the planets Mercury and Venus		Performance Indicator Learners can construct a model of the solar system.		
Week Ending	19-01-2024				
Class	B.S.7	Class Size:		Duration:	
Subject	Science				
Reference	Science Curriculum, Teachers Resource Pack, Learners Resource Pack.				
Teaching / Learning Resources	Pictures, Video, Charts, Power point Presentation.		Core Competencies:	<ul style="list-style-type: none">• Digital Literacy• Critical Thinking and Problem Solving• Communication and Collaboration.	
DAY/DATE	PHASE 1 : STARTER	PHASE 2: MAIN			PHASE 3: REFLECTION
MONDAY	Discuss the meaning of ‘solar system’ with the Learners .	<div>1. Show Learners video and pictures of the Solar System.</div> <div>2. Assist Learners to identify and describe what constitutes the inner planets of the solar system.</div> <div>3. Using a Power Point Presentation, describe the galaxy, milky way, and elliptical shape of the path of movement of the inner planets.</div> <div>4. Learners brainstorm to identify the importance of the Solar System.</div> <div>5. Using a Power Point Presentation, explain positive and negative impacts of the Solar System to life of Earth.</div> <div></div> <div>Our solar system consists of our star, the Sun, and everything bound to it by gravity – the planets Mercury,</div>			Through questions and answers, conclude the lesson

Venus, Earth, Mars, Jupiter, Saturn, Uranus, and Neptune; dwarf planets such as Pluto; dozens of moons; and millions of asteroids, comets, and meteoroids.

The Inner planet; Earth and the other three inner planets of our solar system (Mercury, Venus and Mars) are made of rock, containing common minerals like feldspars and metals like magnesium and aluminum. So is Pluto. The other planets are not solid. Jupiter, for instance, is made up mostly of trapped helium, hydrogen, and water.

Importance of the Solar System to life on Earth;

- Sunlight, or solar energy, can be used directly for heating
- lighting homes and businesses
- for generating electricity
- hot water heating
- solar cooling



THURSDAY

Through questions and answers, review Learners knowledge on the previous lesson.

1. Discuss the properties of Mercury and Venus with the Learners.
2. Assist Learners to identify the relationship between Mercury planet and Venus in terms of Properties.
3. Using Power Point Presentation, describe the distance between Mercury and Venus.

Distance From Venus to Mercury: 31.3 Million Miles

The average distance from Venus to Mercury is 31.3 million miles. The average distance from Venus to Mercury is 31.3 million miles or 0.34 AU.

Mercury & Venus

Venus



Venus Statistics	
Distance from Sun	6.0 Light Minutes
Period of Rotation (day)	243 Days, 16 Hours (R) ¹
Period of Revolution (year)	224 Earth Days
Diameter	12104 km (95% of Earth)
Temperature	464° C
Gravity	91% of Earth

Mercury



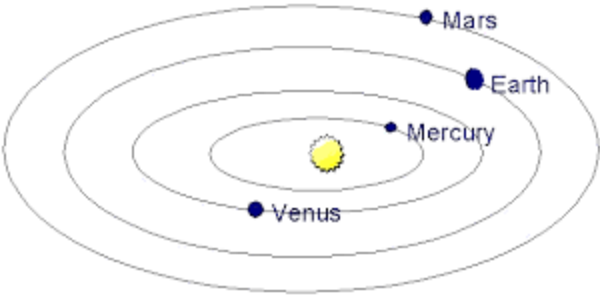
- Diameter: 4,878 km (3,030 mi)
- Mass: 3.3×10^{23}
- Density: 5.427 g/cm³
- Shape: round, no rings
- Atmosphere: Oxygen (O₂), Sodium (Na), Hydrogen (H₂), Helium (He), Potassium (K), and possible trace amounts of other elements
- Distance from the Sun: 57 million km (36 million miles)

Summarize the lesson.

Exercise;

1. State 4 Properties each of;
 - i. Mercury Planet
 - ii. Venus.

Describe the distance between Mercury Planet and Venus.

<p>FRIDAY</p>	<p>Show Learners video and pictures of the movement of Mercury and Venus around the sun.</p>	<ol style="list-style-type: none"> 1. Demonstrate drawing to show the movements of planet Mercury and Venus around the sun. 2. Assist Learners to describe the movement of Planet Mercury and Venus around the sun. 3. Learners brainstorm to describe how close the Planet Mercury and Venus is to the sun.  <p>Orbit and Rotation</p> <p>It speeds around the Sun every 88 days, traveling through space at nearly 29 miles (47 kilometers) per second, faster than any other planet. Mercury spins slowly on its axis and completes one rotation every 59 Earth days.</p> <p>the Sun moves slowly along the ecliptic (due, of course, to our orbital motion), while Mercury and Venus run rings around the Sun. So, at some times we see them moving in the same direction as the Sun, while at other times we see them moving in the opposite direction.</p>	<p>Through questions and answers, conclude the lesson.</p> <p>Exercise;</p> <p>Draw to show how the Mercury and Venus move around the Earth.</p>
----------------------	----------------------------------------------------------------------------------------------	--------------------------------------------------------------------------------------------------------------------------------------------------------------------------------------------------------------------------------------------------------------------------------------------------------------------------------------------------------------------------------------------------------------------------------------------------------------------------------------------------------------------------------------------------------------------------------------------------------------------------------------------------------------------------------------------------------------------------------------------------------------------------------------------------------------------------------------------------------------------------------------------------------------------------------------------------------------------------------------------	---------------------------------------------------------------------------------------------------------------------------------------------------------

Name of Teacher:

School:

District: