

EaD Comprehensive Lesson Plans



or



0248043888

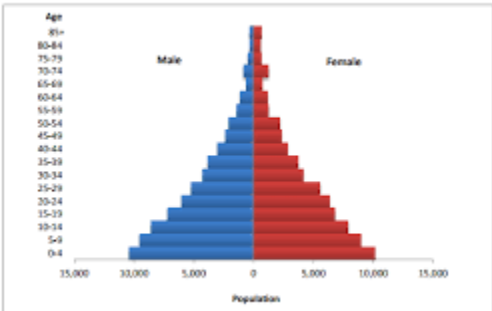
<https://www.TeachersAvenue.net>

<https://TrendingGhana.net>

<https://www.mcgregorinriis.com>

BASIC 8

WEEKLY LESSON PLAN – WEEK 6

Strand:	Family Life	Sub-Strand:	Population
Content Standard:	B8.2.2.1 Analyze population structure in Ghana and its related issues		
Indicator (s)	B8.2.2.1.1. Compare the population structure of high- income and middle/low income countries	Performance Indicator: Learners can sketch the Population structure of their school.	
Week Ending	16-02-2024		
Class	B.S.8	Class Size:	Duration:
Subject	Social Studies		
Reference	Social Studies Curriculum, Teachers Resource Pack, Learners Resource Pack, Textbook.		
Teaching / Learning Resources	Poster, Chart, Pictures, Power Point Presentation, Video	Core Competencies:	<ul style="list-style-type: none"> Critical Thinking and Problem Solving Communication and Collaboration.
DAY/DATE	PHASE 1 : STARTER	PHASE 2: MAIN	PHASE 3: REFLECTION
MONDAY	Discuss the meaning of Population Structure with the Learners.	<ol style="list-style-type: none"> Assist Learners to sketch the population structure of the school. Discuss the meaning of "Population Pyramid" with the Learners using a chart as a reference. Show Learners video and pictures of the structure of Ghana's population set out in a Population Pyramid. <p>Population Pyramid;</p> <p>A population pyramid or "age-sex pyramid" is a graphical illustration of the distribution of a population by age groups and sex; it typically takes the shape of a pyramid when the population is growing.</p> <p>Figure 2.1: Population pyramid</p>  <p>Source: Ghana Statistical Service, 2010 Population and Housing Census</p> <p>Ghana is ranked 132nd in terms of urbanization. The Sex Ratio in Ghana in 2021 is 102.81 males per 100 females. There are 16.09 million males and 15.65 million</p>	Learners in small groups practice sketching the Population structure of Ghana. <p>Exercise;</p> <ol style="list-style-type: none"> Draw the Population Structure of Ghana. Explain "Population Pyramid".

females in Ghana. The percentage of female population is 49.31% compare to 50.69% male population.

FRIDAY

Review Learners knowledge on the previous lesson.

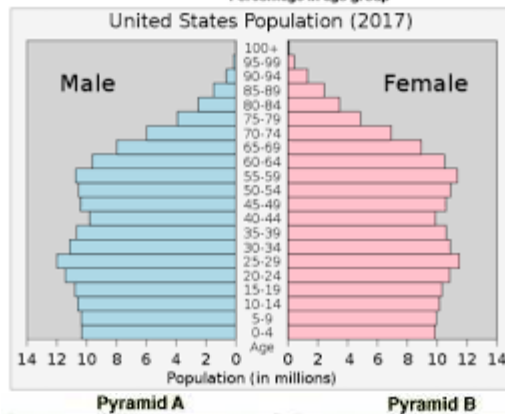
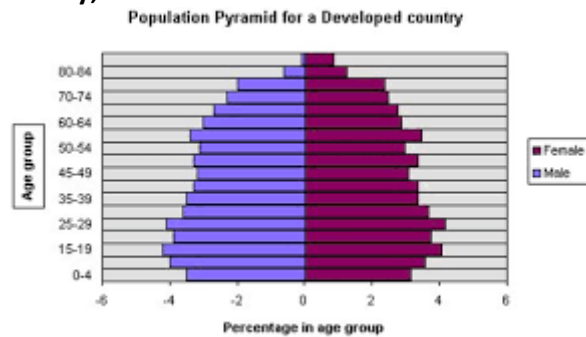
1. Show Learners pictures of the Population Structure of some high-income country in the world, for example China, Japan, Canada.
2. Assist Learners to compare the Population Structure of Ghana and any high-income country in the world.
3. Discuss the difference in the shapes of Population Pyramid of low or middle-income countries

Through questions and answers, conclude the lesson.


Exercise;

State 5 reasons why the shape of the Population Pyramid of low-income countries different from that of high-income countries.

Population Pyramid of a developed and high-income country;



<p>Typical of Developing Countries High Death Rate High Birth Rate Low Life Expectancy</p>	<p>Typical of Developed Countries Low Death Rate Lower Birth Rate Longer Life Expectancy</p>
--	--



Name of Teacher:

School:

District: