

EaD Comprehensive Lesson Plans



or






0248043888

<https://www.TeachersAvenue.net>


<https://TrendingGhana.net>

BASIC 7

WEEKLY LESSON PLAN – WEEK 3

Strand:	Health and safety	Sub-Strand:	Personal, workshop and food laboratory safety		
Content Standard:	B7.1.2.1 Demonstrate knowledge of preventing accidents in the workshop and food laboratory				
Indicator (s)	B7.1.2.1.1: Describe accidents in the workshop/food laboratory		Performance Indicator: Learners can take precautions to avoid accident in workshop or food laboratory.		
Week Ending	27-09-2024				
Class	B.S.7	Class Size:		Duration:	
Subject	Career Technology				
Reference	Career Technology Curriculum, Teachers Resource Pack, Learners Resource Pack				
Teaching / Learning Resources	power point, posters, pictures		Core Competencies:	<ul style="list-style-type: none"> • Communication and Collaboration • Critical Thinking and Problem Solving • Creativity and Innovation 	
DAY/DATE	PHASE 1 : STARTER	PHASE 2: MAIN			PHASE 3: REFLECTION
MONDAY	<p>Write keywords or vocabularies in the lesson on the chalkboard.</p> <p>Assist Learners to explain the meanings of the keywords.</p>	<ol style="list-style-type: none"> 1. Learners brainstorm to explain the meaning of Accident. 2. Show pictures of Accidents that happen in workshops and food laboratories to the Learners. <div style="display: flex; justify-content: space-around;">   </div>  <p style="text-align: right;">Accidents in the workshops</p>			<p>Summarize the lesson.</p> <p>Exercise;</p> <ol style="list-style-type: none"> 1. What is Accident? 2. State 4 types of Accidents that occur in workshops and food laboratories.

		<p>are injuries that occur in the workshop unexpectedly.</p> <p>3. Discuss 5 types of accidents that occur in workshops and food laboratory.</p> <p>Types of Accidents in Workshops;</p> <ul style="list-style-type: none"> • Slips, trips and falls. • Muscle strains. • Being hit by falling objects. • Repetitive strain injury. • Crashes and collisions. • Cuts and lacerations. • Inhaling toxic fumes. • Exposure to loud noise. 	
<p>THURSDAY</p>	<p>Through questions and answers, review Learner's knowledge on the previous lesson.</p>	<p>1. Discuss with Learners 5 causes of Accidents in workshops and Food Laboratories.</p> <p>2. Learners in small groups to discuss effects of accidents in workshops and Food laboratories.</p> <p>3. Each group to present to the class reports on their discussion.</p> <p>Causes of Accidents in Workshops;</p> <ul style="list-style-type: none"> • Poor Lifting Techniques. • Low Light Conditions. • Trips and Falls. • Workplace Accidents and Fatigue. • Contact with Moving Objects. • Messy Workplace Environment. • Lack of Necessary Equipment. • Too Many Distractions. <div data-bbox="608 1330 1203 1626" data-label="Diagram"> </div> <p>Effects of Accidents;</p>	<p>Advice Learners on the need to take precautions when at workshops and food laboratories.</p> <p>Exercise;</p> <ol style="list-style-type: none"> 1. State 3 causes of Accidents in Workshops. 2. Explain 2 effects of Accidents in Workshops and Food Laboratories.



- ❖ loss of productivity of the victims
- ❖ the cost of the legal system
- ❖ the cost of pain and suffering
- ❖ loss of quality of life of the victim and their family.

Name of Teacher:

School:

District: