

EaD Comprehensive Lesson Plans



or





0248043888





Strand:	Creative Arts	Sub-Strand:	Media and Techniques
----------------	---------------	--------------------	----------------------

<https://www.TeachersAvenue.net>
<https://TrendingGhana.net>

BASIC 8

WEEKLY LESSON PLAN – WEEK 5

Content Standard:	B8/JHS2. 2.1.1. Demonstrate understanding of Visual Arts media and techniques and their application in drawing from direct observation/ memory and imagination, print making and weaving				
Indicator (s)	B8/JHS2. 2.1.1.1 Explore media and techniques in drawing from direct observation/ memory and imagination, print making and weaving to express own views in visual artworks to encourage recording and research skills.		Performance Indicator: Learners can make a direct observation drawing.		
Week Ending	11-10-2024				
Class	B.S.8	Class Size:		Duration:	
Subject	Creative Art and Design				
Reference	Creative Art and design curriculum, Teachers Resource Pack, Learners Resource Pack, Textbook.				
Teaching / Learning Resources	Poster, Pictures, Video, Power Point Presentation		Core Competencies:	<ul style="list-style-type: none">• Communication and Collaboration•	
DAYS	PHASE 1 : STARTER	PHASE 2: MAIN			PHASE 3: REFLECTION
MONDAY	Discuss the meanings of keywords and terminologies in the lesson with the Learners,	<div>1. Learners brainstorm to identify tool, materials and equipment for drawing</div> <div>2. Assist Learners to distinguish between Memory and Imagination drawing.</div> <div>3. Demonstrate drawing from memory and imagination a visual artwork.</div> <div>Difference between Memory and Imagination Drawing;</div> <div>Imagination is a crucial form of human freedom, as it allows our experience to go beyond what actually happens and has happened. In contrast to imagination, memory is constrained by what has been experienced by the subject in the past.</div> <div>connection between memory and imagination;</div> <div>Imagination depends critically on memory; in that it is hard to imagine things that aren't at least made up of elements that you know. Memory provides the building blocks for things to be imagined. Memories of things that have happened before also provide the building blocks of imagining possible futures.</div> <div></div>			Individual Learners practice drawing from memory or through imagination.

THURSDAY	<p>Discuss with Learners the meaning of direct observation drawing.</p>	<ol style="list-style-type: none"> 1. Learners in small groups to discuss steps to follow to make a direct observation drawing. 2. Discuss the meaning of Print making with the Learners. 3. Assist Learners to identify the properties of print making. 4. Discuss the steps of print making with the learners. <p>Steps of Direct Observation Drawing;</p> <ol style="list-style-type: none"> 1. Look at what you are drawing. 2. Draw from real objects whenever possible. 3. Don't trace. 4. Understand perspective. 5. Be wary of ellipses. 6. Keep the outlines light. 7. Have a Good Range of Tone. <div data-bbox="528 667 828 1025">  </div> <div data-bbox="834 636 1262 1025">  </div> <div data-bbox="528 1025 908 1294">  </div> <div data-bbox="911 1025 1278 1294">  </div> <p>Techniques of Printmaking;</p> <ul style="list-style-type: none"> ○ Relief ○ Intaglio ○ surface. 	<p>Through questions and answers, conclude the lesson.</p> <p>Exercise;</p> <p>Explain the following;</p> <ol style="list-style-type: none"> 1. Direct Observation drawing. 2. Imagination drawing 3. Memory Drawing 4. Print Making 5. Weaving.
-----------------	---	--	--

Name of Teacher:

School:

District: