

EaD Comprehensive Lesson Plans



or



0248043888


Strand:	Design	Sub-Strand:	Drawing, shading, colouring and modelling for design
----------------	--------	--------------------	--


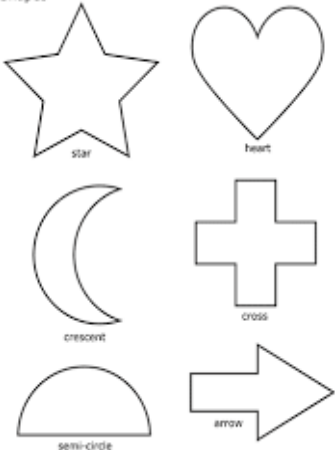

<https://www.TeachersAvenue.net>

<https://TrendingGhana.net>

BASIC 7

WEEKLY LESSON PLAN – WEEK 7

Content Standard:	B7/JHS1 1.2.1. Demonstrate understanding and use of (outline drawing, shading, colouring) and modelling media and techniques for creative expression of design ideas.				
Indicator (s)	B7/JHS1 1.2.1.3 Demonstrate ability to generate design ideas and develop models of simple shapes and forms for appreciation and display.		Performance Indicator: Learners can develop models of simple shapes.		
Week Ending	25-10-2024				
Class	B.S.7	Class Size:		Duration:	
Subject	Creative Art and Design				
Reference	Creative Art Curriculum, Teachers Resource Pack, Learners Resource Pack, Textbook.				
Teaching / Learning Resources	Cardboard, Styrofoam, pulp paper, clay		Core Competencies:	<ul style="list-style-type: none">• Creativity and Innovation• Critical Thinking and Problem Solving.	
DAY/DATE	PHASE 1 : STARTER	PHASE 2: MAIN			PHASE 3: REFLECTION
MONDAY	Show Learners video and Pictures of models of simple shapes.	<div>1. Assist Learners to identify simple products and generate drawings to illustrate templates for creating models of simple shapes and forms using cardboard, Styrofoam, pulp paper and clay.</div> <div>2. Individual Learners to create models of simple shapes and forms for appreciation and sharing.</div> <div>Examples of Simple shapes;</div> <ul style="list-style-type: none">• a point• a line• a curve• a plane• a plane figure (e.g. square or circle)• a solid figure (e.g. cube or sphere). <div></div>			Through questions and answers, conclude the lesson.

		<div>Fun Shapes</div>  <div>copyright 2016 www.kitapotea.com</div>	<div>Shapes</div>  <div>copyright 2018 www.thejapotea.com</div>	
THURSDAY	Review Learners knowledge on the previous lesson.	<ol style="list-style-type: none"> 1. Demonstrate developing own drawings of templates 2. Assist learners to build on templates to create simple shapes and forms. 3. Individual Learners to create their own simple shapes 		Appreciate, appraise and give feedback on Learners works.

Name of Teacher:

School:

District: